

MSZ-W SERIES

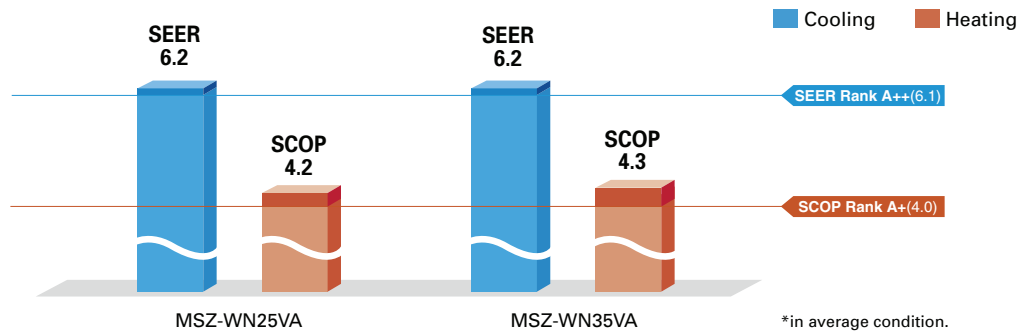
Introducing a stylish indoor unit with high-performance air purifying filters. Wi-Fi and system controller connectivity, and a heating operation range down to -15°C contribute to greater room comfort.



Advanced Inverter Control – Efficient Operation All the Time



Mitsubishi Electric's cutting-edge inverter technologies are adopted to provide automatic adjustment of operation load according to need. This reduces excessive consumption of electricity, and thereby realises an Energy Rank "A+".



Wider Heating Operating Range

As a result of an extended operating range in heating, these models accommodate a wider range of usage environments and applications than previous models.

Operating Range (Heating)



Wi-Fi and System Control

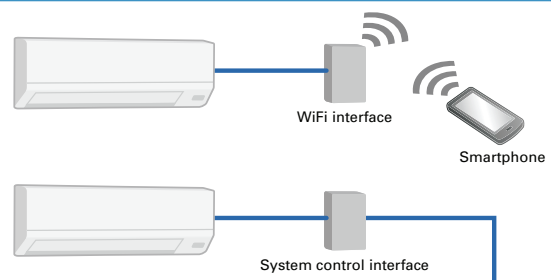
Wi-Fi Interface (Optional)

Optional interface enabling users to control air conditioners and check operating status via devices such as personal computers, tablets and smartphones.

System Control Interface (Optional)

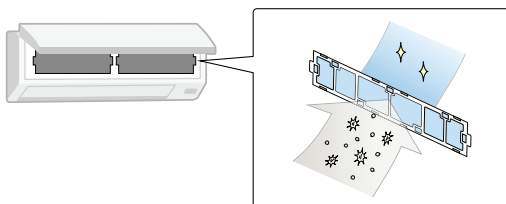
- Remote on/off operation is possible by input to the connector.
- Depending on the interface used, connecting a wired remote control such as the PAR-32MAA is possible.
- Centralized control is possible when connected to M-NET.

*Wi-Fi Interface and System Control Interface cannot be used simultaneously.




Silver-ionized Air Purifying Filter

The high performance filter is attached as standard. Captures the bacteria, pollen and other allergens in the air and neutralises them.



Air Purifying Filter

This filter generates stable antibacterial and deodorising effects. The size of the three-dimensional surface has been increased as well, enlarging the filter capture area. These features give the Air Purifying Filter better dust collection performance than conventional filters. The superior air-cleaning effectiveness raises room comfort yet another level.



* It is okay to wash the filter with water (air-cleaning effect is maintained)

3D surface (Waved surface)

MSZ-W SERIES



Indoor Unit



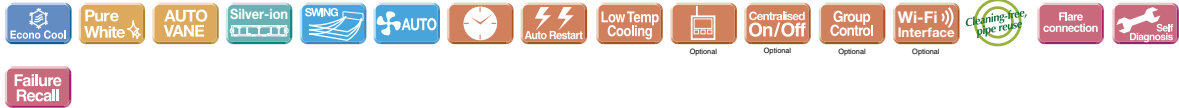
MSZ-WN25/35VA

Outdoor Unit



MUZ-WN25/35VA

Remote Controller



Type	Inverter Heat Pump			
Indoor Unit	MSZ-WN25VA		MSZ-WN35VA	
Outdoor Unit	MUZ-WN25VA		MUZ-WN35VA	
Refrigerant	R410A ⁽¹⁾			
Power Source	Indoor Power Supply			
Supply	Outdoor (V / Phase / Hz)			
			230V/Single/50Hz	
Cooling	Design load	kW	2.5	
	Annual electricity consumption ⁽²⁾	kWh/a	141	
	SEER ⁽⁴⁾		6.2	
		Energy efficiency class	A++	
	Capacity	Rated	kW	3.1
	Min-Max	kW	1.3 - 3.0	
	Total Input	Rated	kW	1.020
Heating (Average Season) ⁽³⁾	Design load	kW	1.9(-10°C)	
	Declared Capacity	at reference design temperature	kW	1.9(-10°C)
		at bivalent temperature	kW	1.9(-10°C)
		at operation limit temperature	kW	1.6(-15°C)
	Back up heating capacity	kW	0.0(-10°C)	
	Annual electricity consumption ⁽²⁾	kWh/a	628	
	SCOP ⁽⁴⁾		4.2	
		Energy efficiency class	A+	
	Capacity	Rated	kW	3.15
		Min-Max	kW	0.9 - 3.5
	Total Input	Rated	kW	0.850
Operating Current (Max)		A	5.8	
	Input	Rated	kW	0.020
	Operating Current(Max)	A	0.3	
	Dimensions	H*W*D	mm	290-799-232
Indoor Unit	Weight	kg	9	
	Air Volume (SLo-Lo-Mid-Hi-SHi ⁽⁵⁾ Dry/Wet)	Cooling	m ³ /min	3.8 - 5.5 - 7.3 - 9.5
		Heating	m ³ /min	3.5 - 5.5 - 7.5 - 10.0
	Sound Level (SPL) (SLo-Lo-Mid-Hi-SHi ⁽⁵⁾)	Cooling	dB(A)	22 - 30 - 37 - 43
		Heating	dB(A)	23 - 30 - 37 - 43
	Sound Level (PWL)	Cooling	dB(A)	57
	Dimensions	H*W*D	mm	538-699-249
Outdoor Unit	Weight	kg	24	
	Air Volume	Cooling	m ³ /min	31.5
		Heating	m ³ /min	31.5
	Sound Level (SPL)	Cooling	dB(A)	50
		Heating	dB(A)	50
	Sound Level (PWL)	Cooling	dB(A)	63
		Operating Current (Max)	A	5.5
Breaker Size	A	10		
Ext. Piping	Diameter	Liquid/Gas	mm	6.35/9.52
	Max.Length	Out-In	m	20
	Max.Height	Out-In	m	12
Guaranteed Operating Range (Outdoor)	Cooling	°C	-10 ~ +46	
	Heating	°C	-15 ~ +24	

(1) Refrigerant leakage contributes to climate change. Refrigerant with lower global warming potential (GWP) would contribute less to global warming than a refrigerant with higher GWP, if leaked to the atmosphere. This appliance contains a refrigerant fluid with a GWP equal to 1975. This means that if 1 kg of this refrigerant fluid would be leaked to the atmosphere, the impact on global warming would be 1975 times higher than 1 kg of CO₂ over a period of 100 years. Never try to interfere with the refrigerant circuit yourself or disassemble the product yourself and always ask a professional.

The GWP of R410A is 2088 in the IPCC 4th Assessment Report.

(2) Energy consumption based on standard test results. Actual energy consumption will depend on how the appliance is used and where it is located.

(3) SHi: Super High

(4) SEER, SCOP and other related description are based on COMMISSION DELEGATED REGULATION (EU) No.626/2011. The temperature conditions for calculating SCOP are based on "Average Season".

(5) Please see page 63 for heating (warmer season) specifications.